

# INTO ACTION - THE TUDORS KS2

## Gallery 3

### The First Tudor Queen

Go to the portrait of Queen Mary I.

Write down anything in the painting that tells you she is royal

.....

Write down anything in the painting that tells you she is rich

.....

Which TWO words from the list below would you choose to describe how this portrait makes you feel?

- |           |            |
|-----------|------------|
| sad       | threatened |
| dignified | frightened |
| happy     | excited    |
| gloomy    | nervous    |

What is it about the painting that makes you feel this way?

.....

.....

Do you think the painter did this on purpose or by accident?

.....

.....

The painter's name was Hans Eworth. He was a court painter to Mary Tudor and painted many portraits of her. Find another portrait in this gallery that makes you feel quite different.

Who is the portrait of? .....

Choose two or three words that sum up how this portrait makes you feel:

.....

# INTO ACTION - THE TUDORS KS2

## Gallery 32

### Painted Prayers

All the books in this gallery are manuscripts. The word 'manuscript' means hand-written.

Look at lots of manuscripts and try to decide what sort of books they are. Are they:

encyclopaedias

novels

religious books

dictionaries

history books

poetry books

How can you tell? .....

.....

.....

You will have seen that many of the manuscripts are highly decorated. Why do you think the monks bothered to make these books so beautiful?

.....

.....

The decorated letters are called illuminated letters. The young monks learnt by copying. Pretend you are a young monk and copy your favourite illuminated letter as carefully as you can. Later you can trace your letter and colour it.

# INTO ACTION - THE TUDORS KS2

## Gallery 31

### Protect and Survive 1

Armour was worn to protect a soldier in battle, but it helped if it also made him look fierce and strong. Look at the soldier on horseback and imagine he is charging at you. Describe the sight and sound of him galloping; find words to explain how you would feel.

.....


.....

.....

.....

.....

Find and draw the helmet which you think is the most frightening:



Why does it frighten you? .....

.....

.....


# INTO ACTION - THE TUDORS KS2

## Gallery 3I

### Protect and Survive 2


If a soldier is going to fight, he must be able to move. A soldier in armour had to be able to get onto his horse and get to his feet again if knocked down. Therefore, armour was not made in one piece like a tin can. It was made of large metal pieces called 'plates' and smaller pieces called 'lames'. The lames and plates slide across each other to let the soldier move.

Find and draw a piece of armour to show some sliding lames:



Pieces of armour were held together in many ways.

Find and draw a buckle, a hinge, a rivet and a strap:



# INTO ACTION - THE TUDORS KS2

## Gallery 31

### Protect and Survive 3


Armour had to protect a soldier from being hurt. Mail shirts, made of lots of small metal rings joined together, could let through a sword, lance or arrow. So soldiers started to wear armour made of solid metal plates.

Look at the soldier on horseback and the foot soldier near to him.

Which soldier is the best protected?.....  
.....

Which soldier do you think was richer? .....  
.....

Choose and draw a suit of armour that you think would give really good protection.



# INTO ACTION - THE TUDORS KS2

## Gallery 32

### Read on

We are so used to computers and modern technology it is very hard to imagine a time when all books were hand-written. All the books in this gallery are manuscripts. Manuscript means hand-written.

Look at some manuscripts and try to read them.

Can you read any of them? .....

If not, is it because:

The writing is faded?       You don't recognise some of the letter shapes?

The writing is too small?       They are written in foreign languages?

Do you think ordinary people could read them in Tudor times? YES/ NO

What sort of people do you think could have read them? .....

.....

Look at lots of manuscripts and try to decide what sort of books they are.

Are they:

encyclopaedias

novels

religious books

dictionaries

history books

poetry books

How can you tell? .....

.....

.....

Look at one page of a decorated manuscript.

How long do you think it would have taken to make?

three hours

one day

two days

one week

What would take more time: the writing or the decoration? .....

Do you think the manuscripts were cheap or expensive? .....

# INTO ACTION - THE TUDORS KS2


## Gallery 3

### Rich and Noble

Find the portrait of Elizabeth Vernon.

Elizabeth Vernon was a lady-in-waiting to Queen Elizabeth I and was a countess, a noble woman. The nobility - all the dukes, duchesses, counts and countesses - were powerful people.

The painter has put lots of clues in the painting to tell us Elizabeth was noble. How many of these can you draw?



Is being noble the same as being rich? .....

Find and draw something in the picture that tells you Elizabeth Vernon was rich.



# INTO ACTION - THE TUDORS KS2

## Gallery 3

### Two Lovely Ladies

Find the portraits of Mary I and Elizabeth Vernon.

Both these lovely ladies were alive ..... years ago.

Under their clothes they were the same shape as ordinary women. Both are wearing farthingales to support their skirts. Draw the shapes of the farthingales.



Do you think working women could have worn clothes like these? YES/ NO

Why?.....

.....

Where else have they changed their shape? .....

.....

Is either of the women wearing make-up? Which one? .....

How can you tell? .....

.....

Which lady do you think has the best painted face? .....

Which lady has the best painted clothes? .....

Look very carefully at the portraits of Elizabeth Vernon and Jane Grey, but remember not to touch them. Try to look through the paint. Can you see that they are painted on different surfaces?

Which do you think is painted on wood? .....

Which one is painted on canvas? .....



# INTO ACTION - THE TUDORS KS2

## Gallery 32

### Farmer Friar

People write on all sorts of prepared surfaces. These manuscripts are written on scraped lamb skin called parchment.

Find the largest book in the gallery. Each double page spread is made from one lamb.

How many lambskins do you think it took to make the book? .....

Can you fill in the blanks?

Most of the books were made by monks, who lived in ..... They used the lambs' skin to make books, and the wool to make ..... and the fat to make ..... and the meat to ..... Lambs eat ..... and so the monasteries needed and owned lots of land.

Is a page of parchment thinner or thicker than paper? .....

Vellum (parchment made from calf skin) was cut to shape and then guidelines were scratched into it with a pointed tool. Look carefully at a manuscript with guidelines.

Does the writing touch the guidelines? YES/NO

Why? .....

Do the manuscripts have page numbers? YES/NO

Do you see anything that would help you to find your place in the book?


.....

# INTO ACTION - THE TUDORS KS2


## Gallery 31

### Arms and Armour

Imagine you are a Tudor nobleman. The king has asked you to raise an army. Choose yourself two weapons from the Tudor period. Draw them here:



Now find a piece of armour that would give you protection from these weapons. Draw it here:



# INTO ACTION - THE TUDORS KS2

## Gallery 3

### Copy Cat

Find the portrait of Elizabeth Vernon.

Draw or make a list of the things in the painting that remind you of Elizabeth I:



Elizabeth Vernon was a countess and lady-in-waiting to Elizabeth I.  
Why do you think she wanted to look like her queen?

.....

Do people today want to look like our queen?

.....

Who do people want to look like today?.....

Why? .....

.....